



# Options and accessories

## Closed circuit cooling towers

### Options and accessories

Below is a listing of the main HXI options and accessories. If your required option or accessory is not listed, look no further than your [local BAC representative](#).



#### BACross bundles

For even easier **dismantling and cleaning** of the BACross fill sheets, choose fill bundles with support handles.



#### Sound attenuation

Reducing noise at air **intake and discharge points** brings us closer to silent cooling equipment.




### Plume abatement coil

A finned discharge coil is installed in your cooling tower discharge and piped in series with the wet coil. This **reduces or eliminates plumes** and **extends the dry cooling capacity**.



### 3-way-valve

A 3-way-valve is installed on your cooling tower in order to assure maximum water savings.



### Remote sump connection

The best way to **prevent a sump freezing** is to use the auxiliary remote variety within a heated area. Shutting off the circulating pump allows all the water in the water distribution, as well as that in suspension and the sump to drain freely to the auxiliary sump.




## Basin heater package

Thanks to our factory-installed heaters, the water stays at 4°C and **never freezes**, even during equipments downtime and however cold it gets outside.



## Electric water level control package

**For perfectly precise water level control**, replace the standard mechanical valve with our electrical water level controller.



## Platforms

To inspect and maintain from the top of the unit more **easily** and **safely**, platforms can be installed.



### Internal service platform

An internal platform helping you **access the unit top inside** and safely inspect your cooling towers.



### Extended lubrication lines

Extended lubrication lines with easily accessible grease fittings can be used **to lubricate** fan shaft bearings.



### Safety switch

Cuts power to motors **with safety in mind** during inspection or maintenance.



## Standby pump

Install a standby **reserve spray pump** as failure backup!



## Vibration cut out switch

When excessive vibration occurs, this switch shuts down the fan, ensuring your cooling equipment **operates safely**.



## Water treatment equipment

Devices to control water treatment are needed to ensure proper **cooling tower water care**. Not only does this help protect the components and fill pack, controlling corrosion, scaling and fouling, it also avoids the proliferation of harmful bacteria, including **legionella**, in the recirculating water.




## Filter

Separators and media filters efficiently **remove suspended solids** in the recirculating water, reducing system cleaning costs and optimizing water treatment results. Filtration helps you keep the recirculating water clean.



## Sump sweeper piping

Sump sweeper piping **prevents sediment collecting in the cold water basin** of the unit. A complete piping system, including nozzles, is installed in the basin of the tower **for connection to side stream filtration** equipment.



## Flanges

Flanges facilitate **piping connections** on-site.